

ESMAEIL AZIZI^{1, 2}, MEHDI FAZLZADEH³, MEHDI GHAYEBZADEH¹,
LIDA HEMATI¹, MASOUMEH BEIKMOHAMMADI⁴, HAMID REZA GHAFFARI^{5, 6},
HAMID REZA ZAKERI⁷, KIOMARS SHARAFI^{1, 6}

APPLICATION OF ADVANCED OXIDATION PROCESS (H₂O₂/UV) FOR REMOVAL OF ORGANIC MATERIALS FROM PHARMACEUTICAL INDUSTRY EFFLUENT

Pharmaceutical wastewater is one of the major complex and toxic industrial effluents containing little or no biodegradable organic matters. In this study, H₂O₂/UV based advanced oxidation process (AOP) was used to remove organic materials from pharmaceutical industry effluent. For the chemical oxygen demand (COD) removal radiation of medium pressure mercury vapor UV lamp was used in the presence of hydrogen peroxide (H₂O₂/UV). Results indicated that the efficiency of COD removal depends on the initial concentration of H₂O₂, oxidation time and pH. The efficiency of COD removal at low H₂O₂ concentration was very low even coupled with UV light, which can be attributed to the low generation of hydroxyl radicals (OH[•]). At high concentration of H₂O₂ (500 mg/dm³) and optimum pH (pH = 4), 87.6% removal efficiency could be achieved during 70 min oxidation. For high concentration of H₂O₂ (500 mg/dm³) at pH 3 and 7, the maximum COD removal efficiency was 28.5% and 15.2% respectively, indicating significant roles of pH and H₂O₂ concentration in the process of COD removal.

1. INTRODUCTION

Pharmaceutical wastewater is characterized by high concentrations of organic matter and toxic pollutants [1]. This wastewater contains mainly agents, solvents used in

¹Department of Environmental Health Engineering, School of Health, Kermanshah University of Medical Sciences, Kermanshah, Iran, corresponding author K. Sharafi, e-mail: kio.sharafi@gmail.com

²Rural Water and Wastewater Company of West Azarbaijan Province, Ministry of Energy, Iran.

³Department of Environmental Health Engineering, School of Health, Ardabil University of Medical Sciences, Ardabil, Iran.

⁴Department of Environmental Health Engineering, Aradan School of Public Health and Paramedicine, Semnan University of Medical Sciences, Semnan, Iran.

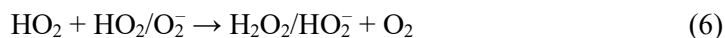
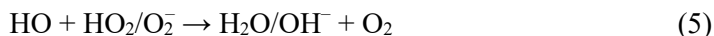
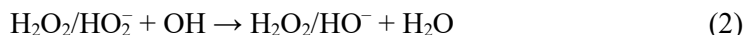
⁵Department of Environmental Health Engineering, Faculty of Health, Hormozgan University of Medical Sciences, Bandar Abbas, Iran.

⁶Department of Environmental Health Engineering, School of Health, Tehran University of Medical Sciences, Tehran, Iran.

⁷Department of Environmental Health Engineering, Social Determinants of Health Research Center, Birjand University of Medical Sciences, Birjand, Iran.

washing and cleaning processes, and also reactants and catalysts used in manufacturing processes [2]. In many cases, effluents of these industries contain little or no biodegradable organic matters. Therefore, the pollutant loads in terms of biological oxygen demand (BOD) may be negligible and chemical oxygen demand (COD) would be higher than BOD [3]. In fact, many pharmaceutical compounds are only partially removed during biological treatment processes in sewage treatment plants and consequently released into surface waters [4, 5]. For pharmaceutical wastewater treatment, several methods were suggested including anaerobic-aerobic [6] or membrane [7, 8] bioreactors, electrochemical oxidation [9], biochemical combined method [10] and advanced oxidation processes (AOPs) [11–13]. Application of UV process is uncommon for pharmaceutical compounds removal from wastewater. However, many studies on organic pollutant removal from industrial effluents such as pharmaceuticals industry's, focused on UV treatment process in combination with O₃ or H₂O₂. Such methods are characterized by no byproducts formed and effectiveness for degrading organic matters in aqueous systems [5, 14].

Hydrogen peroxide with ultraviolet photolysis (H₂O₂/UV) is one of the most sufficient agents in AOPs for treatment of wastewaters containing toxic organic pollutants [15]. The main reactions of OH[•] generation in H₂O₂/UV process are as follows [16, 17]



H₂O₂/UV advanced oxidation appears to be the most promising method, in terms of cost-effectiveness and ease of operation [18]. As compared to other AOPs such as chemical oxidation using ozone and ozone/hydrogen peroxide that display problems with off-gas and VOCs, these problems have not been observed in the UV-based AOP [19]. In the present study, applicability of H₂O₂/UV oxidation for treating pharmaceutical effluents from drug manufacturing plants producing various antiseptics and disinfectant solutions was tested under laboratory conditions.

2. MATERIALS AND METHODS

2.1. CHARACTERISTICS OF RAW WASTEWATER AND SAMPLING

Pharmaceutical wastewater was a real pharmaceutical effluent from a pharmaceutical mill situated in Kermanshah industrial town (West Iran). Samples were collected

from the entrance of treatment plant, prior to any treatment processes. Samples were shipped into 10 dm³ drums and stored in a refrigerator at 4 °C before the experiments. Some characteristics of the studied wastewater are given in Table 1.

Table 1
Characteristics of studied wastewater

Parameter	Value
BOD ₅ , mg/dm ³	240
COD, mg/dm ³	1580
BOD ₅ /COD	0.16
TDS, mg/dm ³	757
TSS, mg/dm ³	103
pH	7.8
EC, μS/cm	297

2.2. OXIDATION REACTOR

Figure 1 shows a schematic of a UV/H₂O₂ reactor. A custom-made reactor made of Plexiglas with 2 dm³ capacity equipped with a medium pressure (MP) UV lamp with a 254 nm maximum wavelength and intensity of 50 W (0.315 W/cm²) housed inside a quartz box 6 cm in diameter was used for all irradiations.

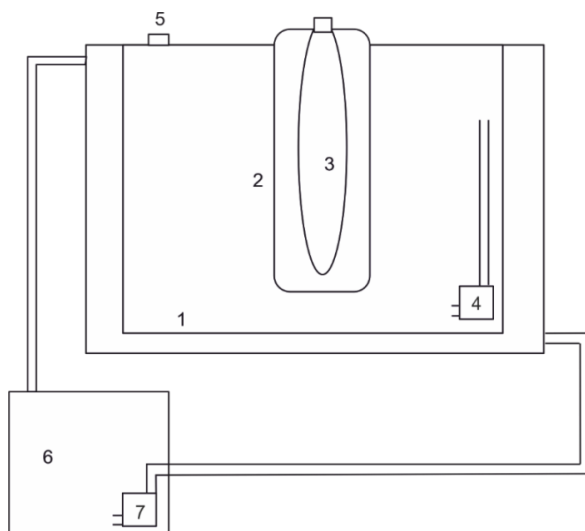


Fig. 1. Scheme of the experimental setup:
1 – reactor, 2 – quartz cover, 3 – UV lamp, 4 – circulator pump,
5 – chemicals injection vessel, 6 – cooling water, 7 – cooling water circulator

To avoid any energy escape, the reactor was covered with aluminum foil sheet. In order to establish equalized conditions throughout the reactor, a circulating pump was used inside the reactor with $Q_{\max} = 300 \text{ dm}^3/\text{h}$ and $H_{\max} 0.6 \text{ m}$. A cooling water flow surrounding the reactor was used to control the temperature inside the reactor.

2.3. CHEMICALS AND REACTIONS

The experimental analysis was made according to standard methods [20]. COD tests were performed as recommended by the closed reflux method 5220-C. Merck analytical quality chemicals such as hydrogen peroxide 35% (H_2O_2), sodium hydroxide (NaOH) and sulfuric acid (H_2SO_4) were used in preparation of reagents. The pH was measured by a Jenway 3040 brand pH-meter.

2.4. EXPERIMENTAL PROCEDURE

The main objective of this study was to evaluate the performance of advanced oxidation process in oxidizing of refractory organic matter in pharmaceutical industry sewage. Complex organic compounds can be decomposed into simpler compounds by the oxidation process followed by adsorption techniques. Laboratory scale experiments involved treating the pharmaceutical wastewater by $\text{H}_2\text{O}_2/\text{UV}$ and consequently filtration the oxidized wastewater through granular activated carbon as adsorbent material to remove the COD in a batch system. After turning on the UV lamp, required amount of H_2O_2 (50, 200, 500 mg/dm^3) was injected into the reactor at various pH (3, 4, 7) and the sampling was done during 70 min contact time at 10 min intervals.

3. RESULTS AND DISCUSSION

The use of H_2O_2 in conjunction with UV radiation enhances the degradation of organic compounds due to the contribution of OH^{\bullet} radicals generated from the direct photolysis of H_2O_2 , i.e. with a quantum yield of two OH^{\bullet} radicals formed per quantum of radiation which are absorbed so as to oxidize pharmaceutical compounds. The study of the effect of oxidation conditions such as pH, initial H_2O_2 concentration and oxidation time on oxidation performance in COD removal revealed the results described in the following chapters.

3.1. EFFECT OF pH

pH is a very effective factor in advanced oxidation processes [21]. Alkaline conditions have been reported unsuitable for such processes [22, 23]. The proper solution for

this process was slightly acidic. Hydroxyl radicals formed in the previous step would subsequently hydrolyse to water molecules under very strong acidic conditions. On the other hand, in slightly acidic and neutral solutions, bonds in H_2O_2 molecules cannot be broken to produce hydroxyl radicals. Thus the optimum pH was found experimentally. pH values of 3, 4 and 7 were considered for other parameters being constant.

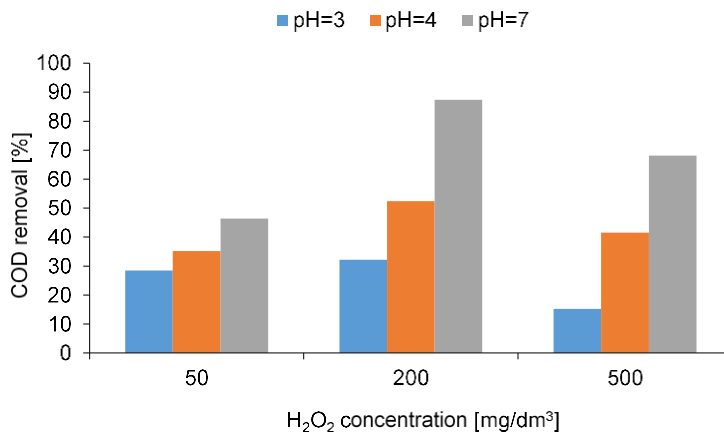


Fig. 2. Effect of pH on H_2O_2 /UV oxidation performance

Figure 2 shows the effect of pH on COD removal. In general, it increased at low pH values. However, for $\text{pH} < 4$, the efficiency reduced sharply. pH 4 was found the optimum one for H_2O_2 /UV process with 87.6% COD removal. From the study, it can be concluded that at pH 7, the formation of OH^\bullet radicals is not possible due to lack of H_2O_2 dissociation which occurs at lower pH values. On the other hand, organic compounds dissociate rapidly in the presence of OH^\bullet radicals at high concentration, and UV radiation. H_2O_2 rapidly hydrolyses at $\text{pH} < 3$, leading to formation of lower amounts of OH^\bullet radicals in comparison with those at pH 4. For this reason, the removal efficiency of organic compounds decreases significantly and reaches 46.4% after 70 min reaction at H_2O_2 concentration of 50 mg/dm^3 .

3.2. EFFECT OF H_2O_2 CONCENTRATION AND CONTACT TIME

With UV/ H_2O_2 advanced oxidation, organic matters will be degraded by UV direct photolysis and the OH^\bullet radical oxidation pathway [24]. To determine the effect of H_2O_2 concentration, its range ($50, 200$ and 500 mg/dm^3) was considered as variable and other parameters as constant. Experiments were performed for various contact times (10, 20, 30, 40, 50, 60 and 70 min). Figure 3 presents the effect of H_2O_2 concentration on the COD removal. A significant improvement of degradation efficiency was achieved when

the H_2O_2 concentration was increased from 50 to 500 mg/dm^3 due to increased availability of OH^\bullet radicals in the oxidative environment. As H_2O_2 concentration and the amount of generated OH^\bullet radicals decreased gradually, the dissociation rate of pollutants also decreased.

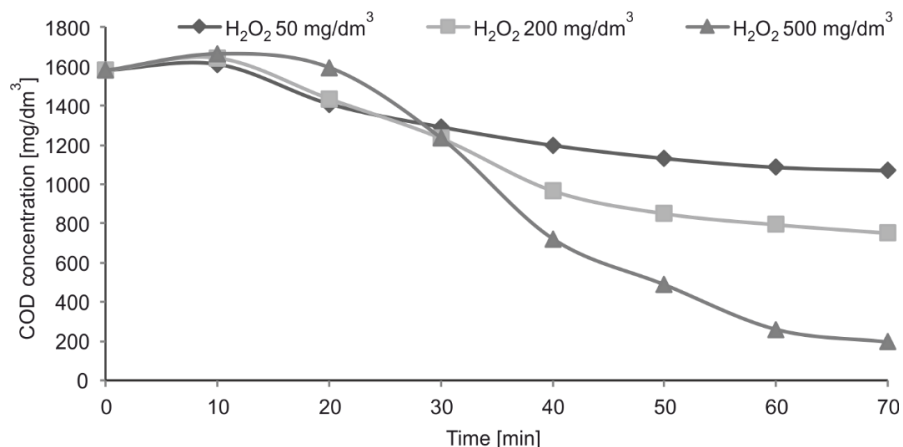


Fig. 3. Effect of H_2O_2 concentration and contact time on the COD removal efficiency at pH 4

A relative increase in the COD up to 20 min of onset of oxidation in all trials was recorded. This may be due to residual concentration of H_2O_2 that has oxidized dichromate resulting in the increase of COD value. With increasing the amount of H_2O_2 , the COD removal increased. Maximum removal of COD was achieved in 500 mg/dm^3 of H_2O_2 . According to Jung et al. study on amoxicillin removal by UV and UV/ H_2O_2 processes [18] only 10% removal was achieved after 80 min of UV irradiation with the addition of 0.5 mM H_2O_2 . But when H_2O_2 concentration increased to 10 mM, TOC removal increased over 50% after 80 min irradiation [18].

3.3. KINETIC STUDY

To determine the effect of hydrogen peroxide concentration on the rate constant (k) of COD removal, experiments were conducted at various H_2O_2 concentration (50, 200 and 500 mg/dm^3), $\text{COD}_0 = 1580 \text{ mg}/\text{dm}^3$, $\text{pH} = 4.0$ and $T = 25 \pm 1 \text{ }^\circ\text{C}$. The results are shown in Fig. 4. The value of the rate constant k (min^{-1}) was determined by fitting the experimental data to the following equation [15, 25]:

$$\ln \frac{C_0}{C_t} = kt \quad (7)$$

where C_0 – initial COD concentration at $t = 0$ (mg/dm^3), C_t = COD concentration at the moment t (mg/dm^3), k – pseudo-first order rate constant (min^{-1}), t – time of reaction (min).

The pseudo-first order kinetic model seems to be well applicable to the COD removal under given conditions (Fig. 4). The estimated values of k are given in Table 2.

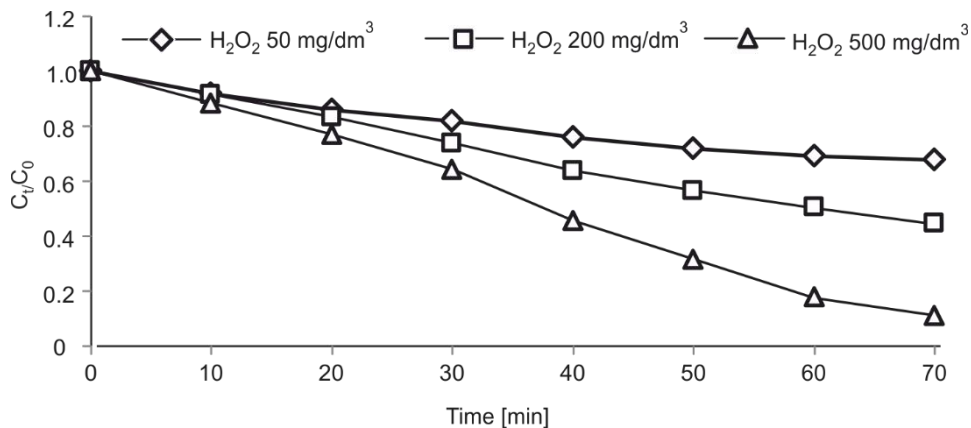


Fig. 4. First-order representation of COD removal (C_t/C_0) versus time for various H_2O_2 concentrations (pH = 4)

Table 2

Values of k for COD removal for various initial H_2O_2 concentrations ($t = 70$ min, pH = 4)

COD [mg/dm ³]		H_2O_2 [mg/dm ³]	$\ln \frac{C_0}{C_t}$	k [min ⁻¹]
Initial	Final			
1580	1071	50	0.38883	0.00555
1580	725	200	0.74244	0.01060
1580	196	500	2.08706	0.02981

The value of k increases upon increasing initial H_2O_2 concentrations. In other word, the rate constant of COD removal increased with the increase of H_2O_2 concentration similar to the results obtained by Cristtenden et al. [17]. Also according to Jung et al. [18] study on removal of amoxicillin by UV and UV/ H_2O_2 processes, the degradation rate of amoxicillin fitted pseudo first order kinetics, and the rates increased up to six fold with increasing H_2O_2 addition at 10 mM H_2O_2 compared to direct photolysis (UV only). The values of k for various initial H_2O_2 concentrations (50, 200 and 500 mg/dm³) are given in Table 2, which shows that when OH^\bullet radicals efficiently are available, a maximum rate can be observed. Similar results reported Mohey El-Dein et al. [26] in the study of kinetic model for the azo dye Reactive Black 5 and Beikmohammadi et al. [27] in the decolorization of Yellow-28 Azo dye by UV/ H_2O_2 process.

4. CONCLUSIONS

Applicability of H₂O₂/UV advanced oxidation process for COD removal from a pharmaceutical industry effluent was investigated and suitable pH and H₂O₂ concentration for operation have been determined. pH 4 and H₂O₂ concentration 500 mg/dm³ were found as optimum ones resulting in 87.6% COD removal. A detail kinetic modeling was developed to understand the mechanisms and kinetics of the COD removal by the technique used. The results showed that the initial H₂O₂ concentration was the main factor strongly influencing the kinetic rate constant. H₂O₂/UV advanced oxidation process operated in suitable condition is suggested as an effective method for the treatment of pharmaceutical effluent.

ACKNOWLEDGEMENTS

The authors gratefully acknowledge the Deputy and Research Center staff of Kermanshah University of Medical Sciences for financial support (Grant Number: 91170) and the Environmental Chemistry Laboratory staff of the Public Health School, Kermanshah University of Medical Sciences for providing necessary laboratory facilities.

REFERENCES

- [1] WEI X., WANG Z., FAN F., WANG J., WANG S., *Advanced treatment of a complex pharmaceutical wastewater by nanofiltration, Membrane foulant identification and cleaning*, Desalination, 2010, 251 (1–3), 167.
- [2] OKTEM Y.A., INCE O., SALLIS P., DONNELLY T., INCE B.K., *Anaerobic treatment of a chemical synthesis-based pharmaceutical wastewater in a hybrid upflow anaerobic sludge blanket reactor*, Biores. Technol., 2008, 99 (5), 1089.
- [3] MADUKASI E.I., DAI X., HE C., ZHOU J., *Potentials of phototrophic bacteria in treating pharmaceutical wastewater*, Int. J. Environ. Sci. Technol., 2010, 7 (1), 165.
- [4] ANDREOZZI R., CANTERINO M., MAROTTA R., PAXEUS N., *Antibiotic removal from wastewaters. The ozonation of amoxicillin*, J. Hazard. Mater., 2005, 122 (3), 243.
- [5] ROSARIO-ORTIZ F.L., WERT E.C., SNYDER S.A., *Evaluation of UV/H₂O₂ treatment for the oxidation of pharmaceuticals in wastewater*, Water. Res., 2010, 44 (5), 1440.
- [6] SHREESHIVADASAN C., THOMAS W., PAUL S., *Treatment of pharmaceutical wastewater containing tylosin in an anaerobic-aerobic reactor system*, Water Pract. Technol., 2010, 5 (1) 1.
- [7] CLARA M., STRENN B., GANS O., MARTINEZ E., KREUZINGER N., KROISS H., *Removal of selected pharmaceuticals, fragrances and endocrine disrupting compounds in a membrane bioreactor and conventional wastewater treatment plants*, Water. Res., 2005, 39 (19), 4797.
- [8] PIRSAHEB M., DARGHAHI A., HAZRATI S., FAZLZADEHDAVIL M., *Removal of Diazinon and 2,4-dichlorophenoxy-acetic acid (2,4-D) from aqueous solutions by granular activated carbon*. Desalin. Water Treat., 2015, 52 (22–24), 4350.
- [9] BABU B.R., VENKATESAN P., KANIMOZHI R., BASHA C.A., *Removal of pharmaceuticals from wastewater by electrochemical oxidation using cylindrical flow reactor and optimization of treatment conditions*, J. Environ. Sci. Health, Part A, 2009, 44 (10), 985.

- [10] SERRANO D., SUÁREZ S., LEMA J., OMIL F., *Removal of persistent pharmaceutical micropollutants from sewage by addition of PAC in a sequential membrane bioreactor*, *Water. Res.*, 2011, 45 (16), 5323.
- [11] ROSAL R., RODRÍGUEZ A., PERDIGÓN-MELÓN J., MEZCUA M., HERNANDO M., LETÓN P., *Removal of pharmaceuticals and kinetics of mineralization by O_3/H_2O_2 in a biotreated municipal wastewater*, *Water. Res.*, 2008, 42 (14), 3719.
- [12] KLAVARIOTI M., MANTZAVINOS D., KASSINOS D., *Removal of residual pharmaceuticals from aqueous systems by advanced oxidation processes*, *Environ. Int.*, 2009, 35 (2), 402.
- [13] MELERO J.A., MARTÍNEZ F., BOTAS J.A., MOLINA R., PARIENTE M.I., *Heterogeneous catalytic wet peroxide oxidation systems for the treatment of an industrial pharmaceutical wastewater*, *Water. Res.*, 2009, 43 (16), 4010.
- [14] DARGHAHI A., PIRSAHEB M., HAZRATI S., FAZLZADEHDAVIL M., KHAMUTIAN R., AMIRIAN T., *Evaluating efficiency of H_2O_2 on removal of organic matter from drinking water*, *Desal. Water Treat.*, 2015, 54 (6), 1589.
- [15] SUN J.H., SUN S.P., FAN M.H., GUO H.Q., QIAO L.P., SUN R.X., *A kinetic study on the degradation of p-nitroaniline by Fenton oxidation process*, *J. Hazard. Mater.*, 2007, 148 (1–2), 172.
- [16] KIM I., YAMASHITA N., TANAKA H., *Performance of UV and UV/ H_2O_2 processes for the removal of pharmaceuticals detected in secondary effluent of a sewage treatment plant in Japan*, *J. Hazard. Mater.*, 2009, 166 (2–3), 1134.
- [17] CRITTENDEN J.C., HU S., HAND D.W., GREEN S.A., *A kinetic model for H_2O_2 /UV process in a completely mixed batch reactor*, *Water. Res.*, 1999, 33 (10), 2315.
- [18] JUNG Y.J., KIM W.G., YOON Y., KANG J.W., HONG Y.M., KIM H.W., *Removal of amoxicillin by UV and UV/ H_2O_2 processes*, *Sci. Total Environ.*, 2012, 420, 160.
- [19] YUAN F., HU C., HU X., QU J., YANG M., *Degradation of selected pharmaceuticals in aqueous solution with UV and UV/ H_2O_2* , *Water. Res.*, 2009, 43 (6), 1766.
- [20] GLESCERIA L.A., EATON A.D., *Standard methods for the examination of water and wastewater*, Washington DC., APHA, 2005.
- [21] CATALKAYA E.C., KARGI F., *Color, TOC and AOX removals from pulp mill effluent by advanced oxidation processes. A comparative study*, *J. Hazard. Mater.*, 2007, 139 (2), 244.
- [22] PERA-TITUS M., GARCÍA-MOLINA V., BAÑOS M.A., GIMÉNEZ J., ESPLUGAS S., *Degradation of chlorophenols by means of advanced oxidation processes. A general review*, *Appl. Catal. B, Environ.*, 2004, 47 (4), 219.
- [23] AZBAR N., YONAR T., KESTIOGLU K., *Comparison of various advanced oxidation processes and chemical treatment methods for COD and color removal from a polyester and acetate fiber dyeing effluent*, *Chemosphere*, 2004, 55 (1), 35.
- [24] PEREIRA V.J., LINDEN K.G., WEINBERG H.S., *Evaluation of UV irradiation for photolytic and oxidative degradation of pharmaceutical compounds in water*, *Water. Res.*, 2007, 41 (19), 4413.
- [25] GLAZE W.H., KANG J., *Chemical Models of Advanced Oxidation Processes. Potential Applications of Concentrated Solar Energy*, Proceedings of the Workshop in Solar Energy Research Institute, Golden, Colorado, 1990, published by National Academies Press, Washington 1991.
- [26] EL-DEIN A.M., LIBRA J.A., WIESMANN U., *Kinetics of decolorization and mineralization of the azo dye reactive black 5 by hydrogen peroxide and UV light*, *Water. Sci Technol.*, 2001, 44 (5), 295.
- [27] BEIKMOHAMMADI M., GHAYEBZADEH M., SHRAFI K., AZIZI E., *Decolorization of Yellow-28 azo dye by UV/ H_2O_2 advanced oxidation process from aqueous solutions and kinetic study*, *Int. J. Curr. Sci.*, 2016, 19 (1), 126.